

- Release retaining clips -1, 3- and disconnect coolant hoses.




Note

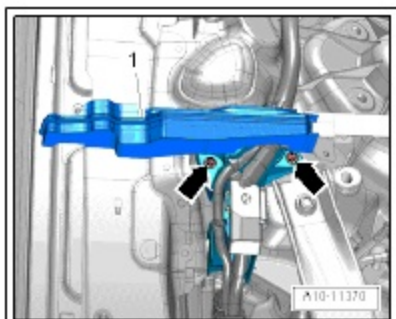
Disregard -item 2-.

# Audi

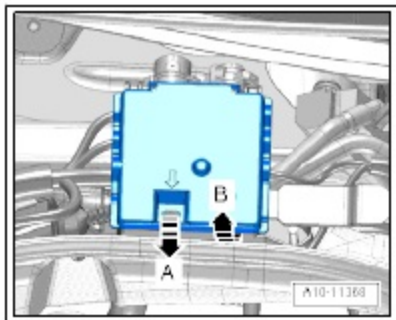
Protected by copyright. Copying for private or commercial purposes, in part or in whole, is not permitted unless authorised by AUDI AG. AUDI AG does not guarantee or accept any liability with respect to the correctness of information in this document. Copyright by AUDI AG.



- Press foam wedge -1- to one side.
- Remove bolts -arrows-.
- Remove body brace ⇒ Running gear, axles, steering; Rep. gr. 40; Suspension strut, upper links; Removing and installing body brace.



- Release retainer -arrow A- and open cover -arrow B-.



- Remove nuts -3 and 4- and move electrical wiring clear.
- Detach electrical connector -1- from bracket and unplug.
- Remove nuts -arrows- and detach terminal 30 wiring junction -TV2- from plenum chamber partition panel.



Note

Disregard -item 2-.

